

Scaled data based on original data using
LM-79-08 Approved Method: Electrical and Photometric Measurements of Solid-
State Lighting Products

Test Report Prepared for
Cooper Lighting Solutions
(formerly Eaton)

Brand: McGRAW-EDISON

Report Number: P386362

Luminaire Tested: **GWC-SA2A-730-U-SLL-HSS**

Issue Date: 3/3/2020

Test Information

Test Method: LM-79-08
Report Number: P386362
TEST IS SCALED FROM IESNA LM-79-08 TEST DATA (G2-1903-205-27)
Test Lab: INNOVATION CENTER
Issue Date: 3/3/2020
Manufacturer: COOPER LIGHTING SOLUTIONS (FORMERLY EATON)
Product Line: MCGRAW-EDISON
Catalog Number: GWC-SA2A-730-U-SLL-HSS
Description: GALLEON WALL LUMINAIRE
(2) 70 CRI, 3000K, 615mA LIGHTSQUARES WITH 16 LEDS EACH AND SPILL LIGHT
ELIMINATOR LEFT OPTICS WITH HOUSE SIDE SHIELD
Light Source: -
Ballast/Driver: ELECTRONIC DRIVER

Summary

Lumens per Lamp: N/A
Luminaire Lumens: 6566 lumens
Efficiency: N/A
Efficacy: 99.5 lumens/watt
Luminous Opening: Rectangular (W 1' x L: 0.5' x H: 0')
IES Classification: Type III - Medium
BUG Rating: B1 - U0 - G2

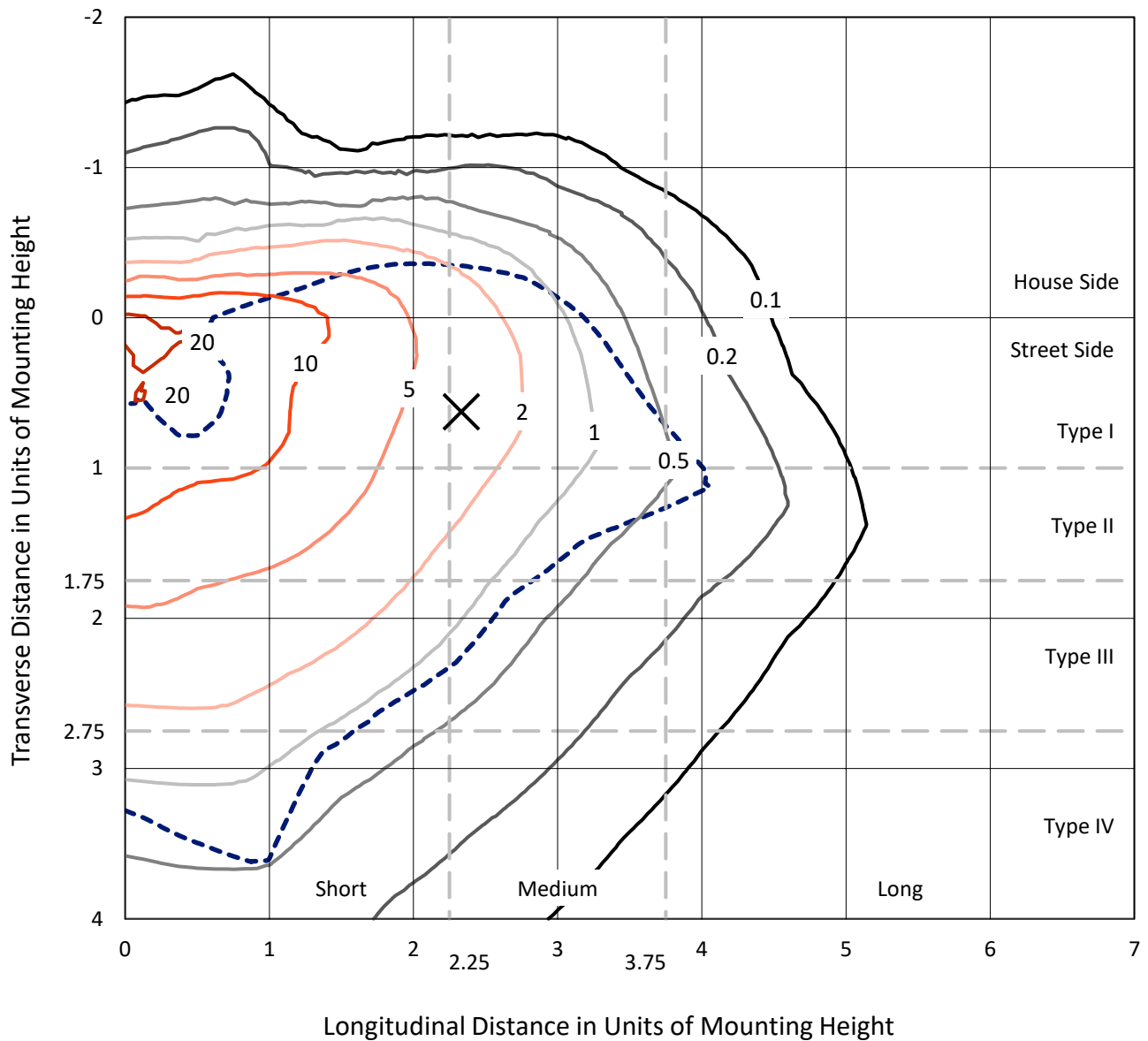
Input Watts (W): 66
Input Voltage (V): NR
Input Current (A_{in}): NR
Voltage Rise (V): NR
Power Factor: NR
Total Harmonic Distortion (THDi): NR
Frequency (hertz): 60
Stabilization Time: NR
Operation Time: NR
Ambient Temperature (°C): NR
Test Distance: 24 FT



REPORT NUMBER: P386362
 CATALOG NUMBER: GWC-SA2A-730-U-SLL-HSS

Iso-Footcandle Lines of Horizontal Illumination

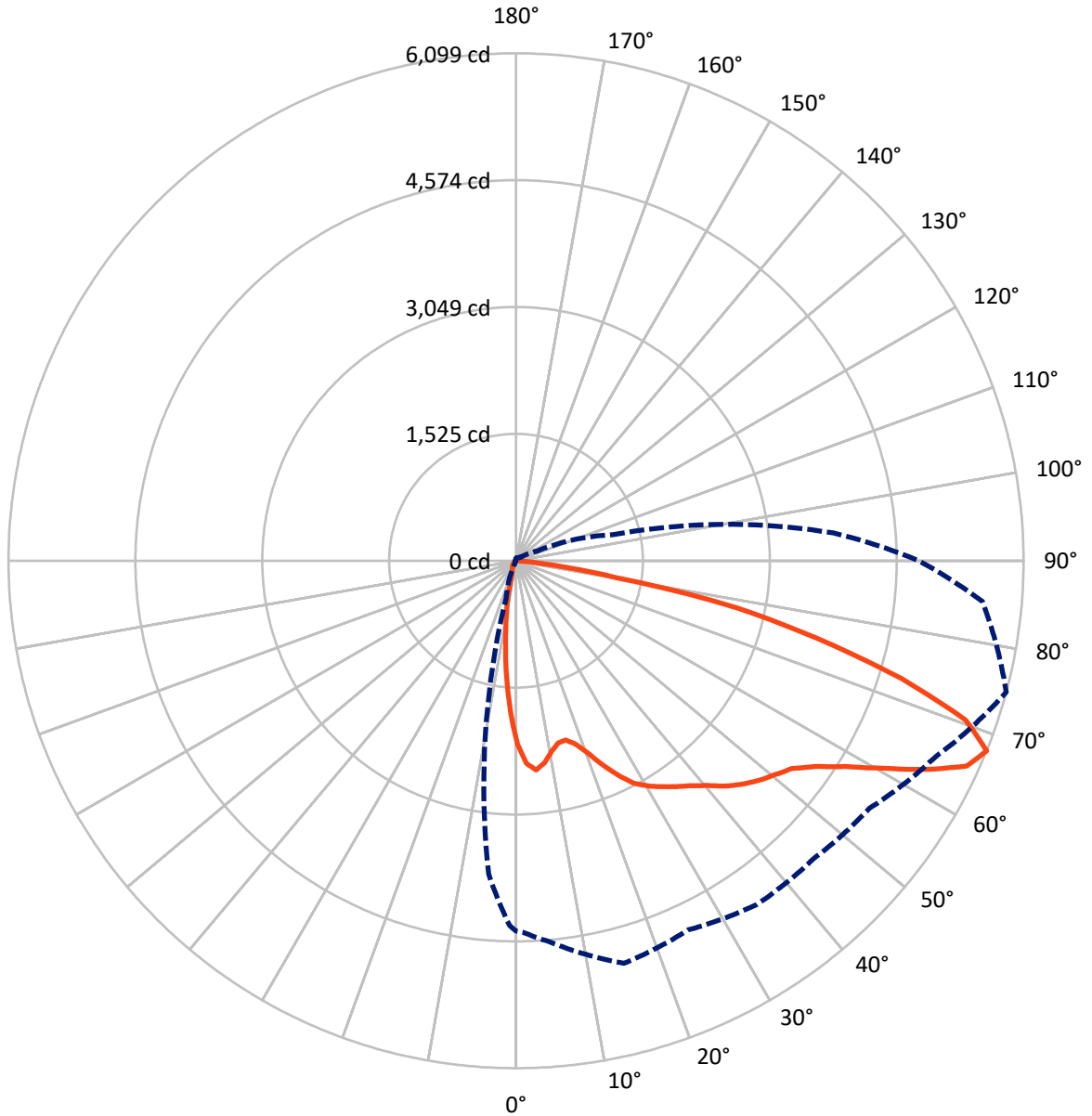
× Max cd
 - - - 1/2 Max cd



Based on 10 foot mounting height. Maximum calculated value = 28.5 fc
 Type III - Medium - N/A

REPORT NUMBER: P386362
CATALOG NUMBER: GWC-SA2A-730-U-SLL-HSS

Luminous Intensity Polar Plot



— Vertical Plane Through 75-Deg Lateral - - - Horizontal Cone Through 67.5-Deg Vertical



REPORT NUMBER: P386362
 CATALOG NUMBER: GWC-SA2A-730-U-SLL-HSS

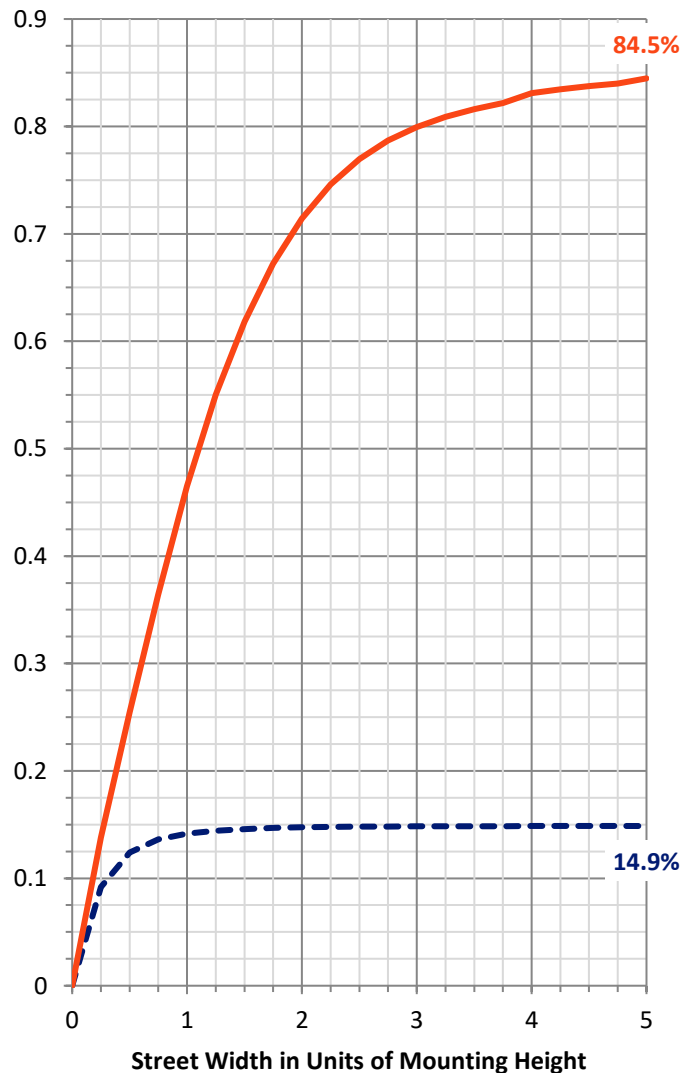
FLUX DISTRIBUTION:

		Downward	Upward	Total
House Side	Lumens	985.3	0.0	985.3
	% Fixture	15.0	0.0	15.0
Street Side	Lumens	5580.7	0.0	5580.7
	% Fixture	85.0	0.0	85.0
Total	Lumens	6566.0	0.0	6566.0
	% Fixture	100.0	0.0	100.0

ZONAL LUMENS:

Zone	Lumens	% Fixture
0°-10°	167.1	2.5
10°-20°	329.0	5.0
20°-30°	465.4	7.1
30°-40°	684.3	10.4
40°-50°	983.6	15.0
50°-60°	1384.7	21.1
60°-70°	1617.2	24.6
70°-80°	825.0	12.6
80°-90°	109.6	1.7
90°-100°	0.0	0.0
100°-110°	0.0	0.0
110°-120°	0.0	0.0
120°-130°	0.0	0.0
130°-140°	0.0	0.0
140°-150°	0.0	0.0
150°-160°	0.0	0.0
160°-170°	0.0	0.0
170°-180°	0.0	0.0
0°-90°	6566.0	100.0
0°-180°	6566.0	100.0

Coefficient of Utilization



REPORT NUMBER: P386362

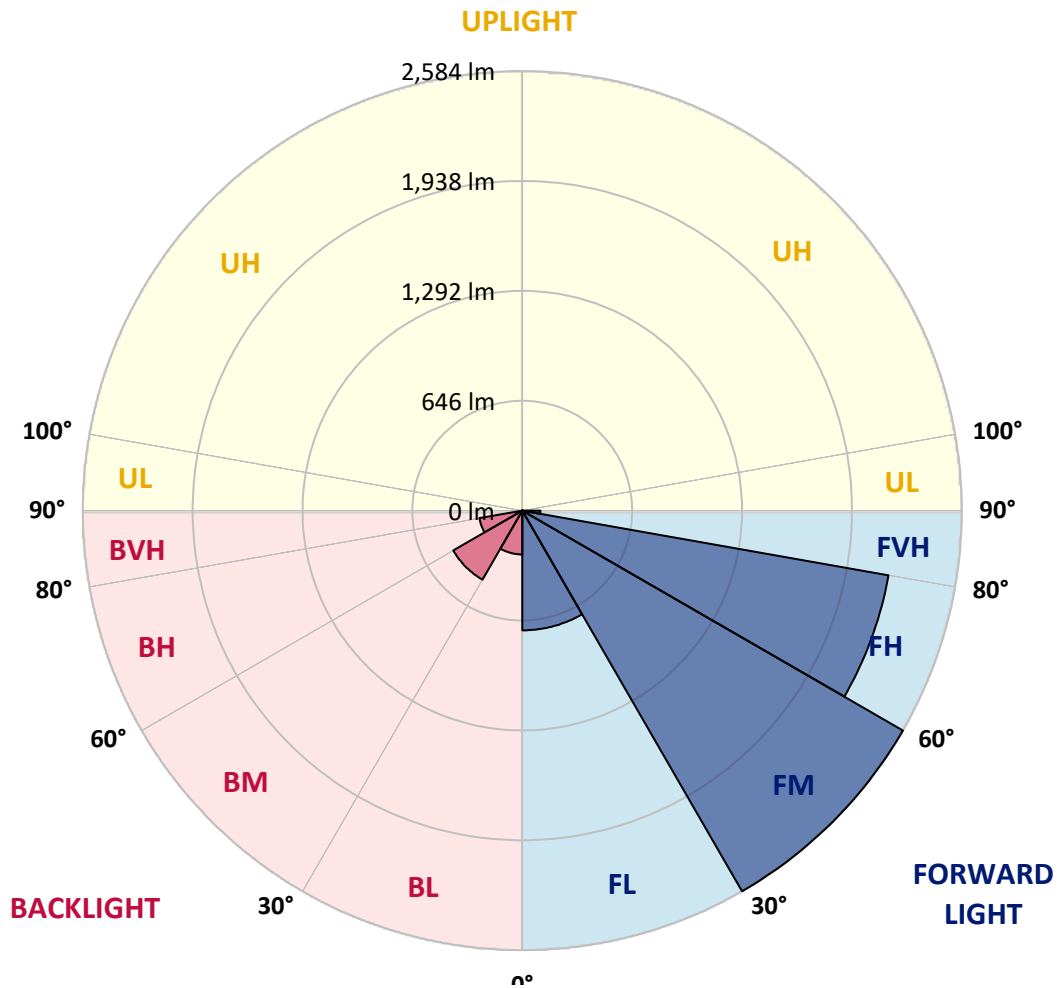
CATALOG NUMBER: GWC-SA2A-730-U-SLL-HSS

LUMINAIRE CLASSIFICATION SYSTEM LUMEN TABLE AND BUG RATING:

Zone	Lumens	% Fixture	Zone Rating/Lumen Limit		
			B	U	G
FL (0°-30°)	703.9	10.7			
FM (30°-60°)	2584.3	39.4			
FH (60°-80°)	2186.3	33.3			G2/5000
FVH (80°-90°)	106.3	1.6			G2/225
BL (0°-30°)	257.7	3.9	B1/500		
BM (30°-60°)	468.4	7.1	B1/1000		
BH (60°-80°)	255.9	3.9	B1/500		G1/500
BVH (80°-90°)	3.3	0.1			G0/10
UL (90°-100°)	0.0	0.0		U0/0	
UH (100°-180°)	0.0	0.0		U0/0	

BUG Rating: B1-U0-G2

Type III Medium





REPORT NUMBER: P386362

CATALOG NUMBER: GWC-SA2A-730-U-SLL-HSS

CANDELA DISTRIBUTION (FULL):

	0°	1°	5°	15°	25°	35°	45°	55°	65°	75°	85°
0°	2202.8	2202.8	2202.8	2202.8	2202.8	2202.8	2202.8	2202.8	2202.8	2202.8	2202.8
2.5°	2387.8	2391.6	2410.9	2455.7	2504.5	2508.2	2541.2	2507.3	2495.8	2441.0	2384.4
5°	2405.9	2420.2	2486.4	2618.0	2732.2	2768.9	2795.0	2728.4	2658.5	2524.7	2381.9
7.5°	2260.6	2284.6	2388.8	2635.7	2839.8	2930.0	2947.1	2842.9	2671.5	2451.3	2236.7
10°	2074.6	2102.0	2227.7	2531.2	2811.5	2966.1	2989.7	2853.2	2606.8	2332.5	2079.6
12.5°	1924.1	1956.1	2084.6	2413.7	2714.1	2885.2	2931.9	2818.6	2550.8	2248.2	1972.3
15°	1854.7	1891.4	2026.4	2337.8	2606.2	2740.9	2779.4	2730.6	2519.7	2234.8	1947.4
17.5°	1894.5	1934.4	2073.7	2344.3	2504.8	2562.3	2593.4	2613.4	2519.7	2315.4	2020.2
20°	2057.8	2100.8	2248.2	2410.6	2420.8	2399.4	2432.6	2502.6	2549.0	2468.4	2195.0
22.5°	2283.7	2334.0	2500.4	2524.1	2379.8	2298.6	2302.9	2412.7	2602.2	2662.5	2437.6
25°	2558.9	2620.5	2789.7	2693.3	2396.9	2238.6	2237.0	2338.7	2654.1	2856.9	2707.9
27.5°	2832.3	2900.1	3048.8	2899.8	2467.5	2227.7	2224.6	2316.3	2704.8	3029.8	3003.1
30°	3061.6	3127.5	3255.6	3049.4	2543.7	2253.2	2238.2	2340.3	2735.0	3142.1	3218.3
32.5°	3248.2	3301.1	3404.6	3152.4	2625.2	2302.6	2270.3	2404.3	2786.3	3237.0	3416.1
35°	3453.5	3509.1	3550.5	3250.4	2716.6	2373.9	2327.5	2506.0	2865.3	3333.4	3632.9
37.5°	3687.7	3743.0	3738.1	3339.9	2832.6	2491.7	2462.2	2667.2	2988.2	3428.9	3874.9
40°	3916.9	3973.5	3933.1	3437.9	2968.9	2686.1	2664.4	2909.2	3152.7	3551.1	4158.6
42.5°	4131.5	4192.8	4106.3	3530.6	3131.2	2931.2	2968.6	3220.8	3358.6	3701.7	4403.1
45°	4304.5	4367.0	4251.6	3620.8	3302.3	3228.6	3340.9	3566.1	3606.2	3828.9	4568.2
47.5°	4430.1	4489.2	4352.4	3711.0	3521.3	3592.2	3787.8	3928.1	3829.8	3939.3	4685.5
50°	4510.4	4556.4	4381.9	3823.9	3808.7	4016.5	4253.5	4321.9	4040.4	4038.8	4828.0
52.5°	4561.4	4582.2	4403.7	3941.8	4108.5	4478.3	4709.4	4730.9	4257.2	4148.3	5019.9
55°	4737.1	4753.9	4558.0	4084.6	4356.4	4883.0	5121.9	5102.0	4502.6	4362.6	5246.3
57.5°	5037.0	5054.7	4876.8	4289.9	4557.0	5133.1	5420.8	5456.6	4790.3	4663.7	5488.9
60°	5187.5	5220.5	5157.0	4549.9	4751.4	5293.0	5624.5	5738.7	5149.9	5060.6	5724.1
62.5°	5051.0	5098.9	5190.9	4838.2	4944.6	5381.0	5688.0	5839.8	5518.1	5523.1	5869.0
65°	4778.5	4816.8	4972.9	4996.2	5056.6	5370.1	5531.2	5698.6	5743.7	5948.0	5861.2
67.5°	4449.4	4463.7	4596.2	5008.7	4894.2	5042.9	5060.3	5184.1	5565.4	6098.5	5625.8
70°	3975.7	3983.5	4099.2	4592.2	4205.9	4238.5	4212.7	4237.9	4784.7	5731.8	5031.4
72.5°	3199.7	3219.3	3383.8	3813.7	3064.0	2969.8	3172.6	3161.4	3684.9	4842.6	3736.8
75°	2355.8	2389.7	2638.2	3071.8	2150.5	1945.2	2093.3	2132.8	2619.6	3745.8	2336.8
77.5°	1649.4	1674.6	1915.4	2258.1	1556.4	1391.0	1337.5	1384.4	1729.1	2709.8	1177.3
80°	950.2	959.6	1113.2	1303.9	1048.8	1200.0	1087.1	1119.4	1036.1	1205.6	506.4
82.5°	621.8	623.3	683.4	776.0	653.2	758.9	561.7	718.2	637.3	484.3	164.9
85°	335.9	337.8	396.3	550.9	369.8	209.0	122.9	252.3	394.1	111.0	45.1
87.5°	37.0	33.9	119.4	200.3	102.6	19.0	6.5	28.3	63.1	7.2	0.0
90°	0.0	0.0	0.0	0.0	0.0	0.0	0.0	0.0	0.0	0.0	0.0



REPORT NUMBER: P386362
 CATALOG NUMBER: GWC-SA2A-730-U-SLL-HSS

CANDELA DISTRIBUTION (continued):

	90°	95°	105°	115°	125°	135°	145°	155°	165°	175°	180°
0°	2202.8	2202.8	2202.8	2202.8	2202.8	2202.8	2202.8	2202.8	2202.8	2202.8	2202.8
2.5°	2355.5	2329.7	2265.3	2197.2	2142.4	2091.1	2039.5	1976.3	1927.5	1917.6	1901.4
5°	2305.1	2223.3	2088.3	1952.7	1843.5	1705.7	1618.3	1550.2	1483.7	1479.6	1466.2
7.5°	2129.1	2021.4	1831.4	1643.8	1490.2	1358.9	1226.4	1137.8	1068.1	1043.5	1028.9
10°	1959.9	1838.9	1601.5	1387.5	1250.4	1134.4	1041.0	948.4	864.4	806.5	780.4
12.5°	1841.7	1707.9	1446.3	1261.9	1163.6	1053.5	939.6	823.9	727.2	657.5	614.9
15°	1795.9	1653.2	1394.4	1212.1	1090.8	951.5	805.9	673.7	566.4	503.3	465.0
17.5°	1850.4	1684.3	1390.3	1151.5	982.0	808.7	647.9	491.8	390.7	342.8	318.2
20°	1988.5	1783.2	1388.8	1077.1	852.6	639.5	438.9	323.5	262.2	235.5	223.9
22.5°	2183.8	1909.5	1401.2	1003.7	717.9	456.9	303.0	237.6	206.2	191.9	185.4
25°	2435.1	2086.8	1436.4	937.2	591.3	340.9	236.1	199.1	177.0	165.8	161.1
27.5°	2702.9	2290.8	1491.1	879.3	488.3	271.8	202.2	170.4	154.6	146.8	142.5
30°	2923.8	2527.2	1546.5	814.9	413.7	237.0	185.1	155.5	137.2	132.2	128.1
32.5°	3116.9	2706.0	1585.7	756.8	364.8	210.6	167.3	139.0	126.6	117.0	112.6
35°	3316.9	2855.0	1584.4	716.0	331.3	190.7	152.4	124.4	109.5	98.3	94.9
37.5°	3533.4	3023.3	1557.4	681.2	316.6	174.8	144.0	116.6	101.7	90.5	86.2
40°	3786.9	3200.0	1529.7	648.5	312.6	162.1	138.1	110.4	94.6	83.7	79.3
42.5°	4033.9	3359.2	1505.4	624.3	295.2	161.7	132.8	105.8	89.0	78.4	73.4
45°	4231.4	3507.6	1500.8	609.6	276.8	167.3	130.0	102.6	84.6	74.0	69.4
47.5°	4395.6	3668.7	1530.6	599.4	259.4	152.7	136.9	100.5	80.6	70.3	65.0
50°	4590.9	3866.5	1600.9	582.6	241.1	137.5	156.8	101.1	77.1	66.6	61.0
52.5°	4863.4	4140.2	1704.2	554.3	215.9	123.5	154.3	101.7	73.4	62.5	56.9
55°	5168.9	4482.1	1815.2	507.3	180.7	105.1	132.2	97.4	66.3	58.2	52.9
57.5°	5489.8	4792.2	1881.2	451.3	143.7	90.8	105.8	88.6	58.5	52.3	48.8
60°	5540.2	4910.1	1851.0	382.6	114.2	79.0	78.4	90.2	52.3	46.0	43.5
62.5°	5414.9	4762.0	1705.1	321.3	95.5	69.4	64.4	78.7	47.3	41.1	38.6
65°	5173.8	4361.7	1468.7	289.6	88.6	59.4	53.5	55.4	41.4	35.8	33.6
67.5°	4838.5	3827.3	1205.9	271.5	87.7	51.0	45.7	42.0	35.8	31.1	29.2
70°	4153.0	3188.5	962.0	261.6	85.2	42.9	38.6	34.2	29.9	26.4	24.9
72.5°	3056.6	2259.4	748.4	250.7	85.8	34.2	33.6	28.3	24.0	20.5	19.9
75°	1766.1	1290.8	490.8	203.1	81.8	26.4	28.0	19.9	16.8	14.3	14.3
77.5°	941.2	787.2	186.9	84.6	29.9	16.8	15.9	11.8	10.6	8.7	8.4
80°	410.3	346.5	56.3	23.6	16.5	9.0	5.9	5.3	4.7	3.7	3.4
82.5°	145.3	125.3	18.4	11.5	7.2	0.0	0.0	0.0	0.0	0.0	0.0
85°	33.0	23.6	0.0	2.8	0.0	0.0	0.0	0.0	0.0	0.0	0.0
87.5°	0.0	0.0	0.0	0.0	0.0	0.0	0.0	0.0	0.0	0.0	0.0
90°	0.0	0.0	0.0	0.0	0.0	0.0	0.0	0.0	0.0	0.0	0.0



REPORT NUMBER: P386362
 CATALOG NUMBER: GWC-SA2A-730-U-SLL-HSS

CANDELA DISTRIBUTION (continued):

	185°	195°	205°	215°	225°	235°	245°	255°	265°	270°	275°
0°	2202.8	2202.8	2202.8	2202.8	2202.8	2202.8	2202.8	2202.8	2202.8	2202.8	2202.8
2.5°	1868.4	1861.6	1821.1	1822.7	1829.8	1840.1	1815.8	1827.0	1857.2	1886.1	1897.0
5°	1444.8	1446.3	1421.8	1437.0	1450.7	1460.0	1420.8	1421.4	1445.4	1478.1	1495.2
7.5°	1018.0	1015.5	1016.8	1053.2	1079.0	1060.3	1075.0	1024.3	1027.4	1050.7	1033.3
10°	756.8	722.5	703.3	730.6	758.9	748.7	723.5	707.0	718.5	744.3	742.5
12.5°	594.7	545.6	516.6	497.0	520.4	501.1	500.5	486.2	470.6	473.4	514.8
15°	447.3	411.5	377.3	345.9	345.3	338.7	305.4	268.1	265.0	266.9	288.3
17.5°	307.6	295.5	281.5	254.4	247.3	219.9	187.6	172.6	165.2	168.6	175.7
20°	216.2	211.5	213.1	198.4	188.2	162.1	143.1	137.2	135.9	139.3	142.8
22.5°	179.2	170.8	169.8	163.3	153.0	134.1	123.8	120.4	118.8	121.9	124.4
25°	156.8	148.4	144.9	140.9	130.0	117.0	110.7	107.6	106.1	107.9	109.5
27.5°	138.1	130.3	127.2	124.4	113.8	104.5	99.5	96.7	95.5	96.1	97.7
30°	124.1	117.3	113.2	109.8	100.8	94.2	89.9	87.1	85.8	85.8	87.4
32.5°	109.5	105.8	102.0	97.7	89.3	84.9	80.6	77.4	76.2	76.5	77.8
35°	91.1	89.9	90.8	86.8	79.6	75.9	71.5	68.1	67.2	67.5	68.7
37.5°	80.9	75.3	78.7	76.5	72.5	67.5	61.9	58.8	57.2	58.2	58.8
40°	74.3	67.5	65.0	67.2	66.6	58.5	53.5	50.4	49.1	49.5	50.1
42.5°	68.7	60.7	55.1	54.7	58.5	51.0	45.7	42.9	41.4	41.4	42.0
45°	63.5	54.7	47.9	42.6	49.1	43.2	38.3	35.8	33.9	33.9	34.2
47.5°	59.4	49.8	41.7	34.8	37.0	35.5	31.4	28.9	27.1	27.1	27.4
50°	55.7	44.8	36.1	29.2	27.7	29.2	25.5	22.7	21.5	21.2	21.8
52.5°	51.6	39.8	30.8	24.9	21.8	22.1	19.9	18.0	16.5	16.5	17.1
55°	47.6	35.8	26.7	21.2	18.0	16.5	15.9	14.6	13.4	13.4	14.0
57.5°	43.5	31.4	22.7	17.4	14.3	13.1	13.1	12.1	11.2	11.2	11.8
60°	39.8	27.1	18.7	14.3	11.2	10.9	11.2	10.3	9.6	9.6	10.3
62.5°	35.5	23.0	15.2	11.8	9.0	8.7	9.6	9.0	8.4	8.4	9.0
65°	30.2	19.6	12.1	9.0	6.8	6.8	8.1	7.5	6.8	6.8	7.5
67.5°	25.5	16.5	9.3	6.5	5.0	5.3	6.8	6.2	5.9	5.9	6.5
70°	21.2	12.8	6.5	4.0	2.8	4.0	5.3	5.3	5.3	5.3	5.9
72.5°	15.9	8.7	3.7	1.6	1.2	2.8	4.4	5.0	4.7	4.7	5.6
75°	10.3	5.0	1.2	0.0	0.0	1.6	3.4	4.0	4.0	3.7	4.7
77.5°	5.9	1.6	0.0	0.0	0.0	0.0	2.2	1.9	1.6	1.2	2.2
80°	1.6	0.0	0.0	0.0	0.0	0.0	0.0	0.0	0.0	0.0	0.0
82.5°	0.0	0.0	0.0	0.0	0.0	0.0	0.0	0.0	0.0	0.0	0.0
85°	0.0	0.0	0.0	0.0	0.0	0.0	0.0	0.0	0.0	0.0	0.0
87.5°	0.0	0.0	0.0	0.0	0.0	0.0	0.0	0.0	0.0	0.0	0.0
90°	0.0	0.0	0.0	0.0	0.0	0.0	0.0	0.0	0.0	0.0	0.0



REPORT NUMBER: P386362
 CATALOG NUMBER: GWC-SA2A-730-U-SLL-HSS

CANDELA DISTRIBUTION (continued):

	285°	295°	305°	315°	325°	335°	345°	355°	359°	360°
0°	2202.8	2202.8	2202.8	2202.8	2202.8	2202.8	2202.8	2202.8	2202.8	2202.8
2.5°	1940.9	1977.6	2029.2	2084.0	2168.3	2235.1	2300.8	2357.1	2378.8	2387.8
5°	1536.2	1590.0	1665.6	1762.7	1914.8	2051.6	2190.3	2330.0	2390.6	2405.9
7.5°	1102.3	1171.1	1267.2	1388.8	1567.0	1744.3	1938.1	2143.1	2237.0	2260.6
10°	815.9	899.8	1009.9	1138.1	1308.2	1490.5	1701.7	1935.9	2043.2	2074.6
12.5°	578.8	692.4	839.8	995.6	1143.1	1305.7	1519.4	1777.6	1890.2	1924.1
15°	340.0	449.8	624.3	833.0	1021.8	1186.6	1403.7	1696.4	1820.5	1854.7
17.5°	195.0	249.8	381.6	614.3	870.6	1098.9	1367.3	1716.6	1862.8	1894.5
20°	149.0	166.4	219.9	395.6	693.9	1012.7	1367.3	1831.1	2011.2	2057.8
22.5°	130.3	143.1	164.9	236.1	510.7	920.4	1383.2	1996.6	2232.0	2283.7
25°	115.7	127.2	145.9	177.6	348.4	810.6	1420.8	2199.7	2492.0	2558.9
27.5°	103.6	114.5	131.3	155.5	238.3	678.1	1471.5	2437.9	2778.8	2832.3
30°	92.7	103.0	118.2	135.3	183.8	527.8	1514.8	2662.5	3004.0	3061.6
32.5°	82.4	91.8	105.4	118.2	150.5	390.4	1519.4	2840.4	3191.0	3248.2
35°	72.8	81.2	93.6	103.6	124.7	308.2	1447.0	2994.7	3377.9	3453.5
37.5°	63.5	71.5	82.4	89.9	109.8	251.3	1336.2	3166.7	3617.7	3687.7
40°	54.7	61.9	73.1	78.1	103.9	193.2	1215.9	3347.1	3852.8	3916.9
42.5°	46.7	53.5	64.4	74.0	91.1	144.3	1085.8	3516.3	4064.4	4131.5
45°	38.9	46.0	56.9	78.4	75.6	107.9	946.8	3628.6	4231.4	4304.5
47.5°	31.4	39.5	54.4	74.6	60.3	79.3	836.7	3735.0	4358.0	4430.1
50°	25.2	33.3	61.3	66.6	49.5	60.7	790.7	3830.1	4441.0	4510.4
52.5°	20.5	28.0	57.9	51.0	41.4	50.1	815.5	3984.4	4517.8	4561.4
55°	17.1	22.1	34.8	35.5	35.1	42.6	846.3	4205.9	4716.6	4737.1
57.5°	14.9	17.7	24.3	27.4	29.5	37.9	847.0	4523.8	5024.2	5037.0
60°	12.8	15.6	20.2	22.1	25.5	33.9	816.2	4634.8	5145.2	5187.5
62.5°	11.2	13.7	16.8	18.4	21.5	30.5	744.0	4474.0	4979.1	5051.0
65°	10.0	12.4	14.0	15.6	19.0	27.4	625.2	4152.4	4703.5	4778.5
67.5°	8.7	10.9	12.4	14.0	17.1	24.3	460.3	3778.8	4387.2	4449.4
70°	7.8	9.6	11.2	12.4	14.9	20.5	279.3	3206.5	3949.9	3975.7
72.5°	7.5	8.7	10.3	11.2	13.1	18.0	141.5	2356.4	3157.7	3199.7
75°	6.5	7.8	9.3	10.0	11.5	15.6	57.5	1547.7	2288.3	2355.8
77.5°	5.3	7.2	8.4	9.0	10.0	12.8	29.2	989.1	1605.9	1649.4
80°	1.9	5.3	7.2	7.5	8.4	9.3	19.3	541.5	931.6	950.2
82.5°	0.0	3.4	5.6	5.3	5.9	7.2	12.4	257.5	614.9	621.8
85°	0.0	1.6	4.4	3.4	2.5	5.0	4.4	56.3	322.5	335.9
87.5°	0.0	0.0	0.3	1.6	1.2	1.9	0.6	0.3	29.2	37.0
90°	0.0	0.0	0.0	0.0	0.0	0.0	0.0	0.0	0.0	0.0

Signify Classified - Internal
Cooper Lighting Solutions Photometric Lab
1121 Highway 74 South
Peachtree City, GA 30269

Scaled Data Report



Report Generated By 670245982

Signify Classified - Internal
Cooper Lighting Solutions Photometric Lab
1121 Highway 74 South
Peachtree City, GA 30269

Scaled Data Report



Signify Classified - Internal
Cooper Lighting Solutions Photometric Lab
1121 Highway 74 South
Peachtree City, GA 30269

Scaled Data Report



Signify Classified - Internal
Cooper Lighting Solutions Photometric Lab
1121 Highway 74 South
Peachtree City, GA 30269

Scaled Data Report





--- HS — SS

Signify Classified - Internal
Cooper Lighting Solutions Photometric Lab
1121 Highway 74 South
Peachtree City, GA 30269

Scaled Data Report



u

Signify Classified - Internal
Cooper Lighting Solutions Photometric Lab
1121 Highway 74 South
Peachtree City, GA 30269

Scaled Data Report



Signify Classified - Internal
Cooper Lighting Solutions Photometric Lab
1121 Highway 74 South
Peachtree City, GA 30269

Scaled Data Report



Signify Classified - Internal
Cooper Lighting Solutions Photometric Lab
1121 Highway 74 South
Peachtree City, GA 30269

Scaled Data Report



Signify Classified - Internal
Cooper Lighting Solutions Photometric Lab
1121 Highway 74 South
Peachtree City, GA 30269

Scaled Data Report



(END OF REPORT)